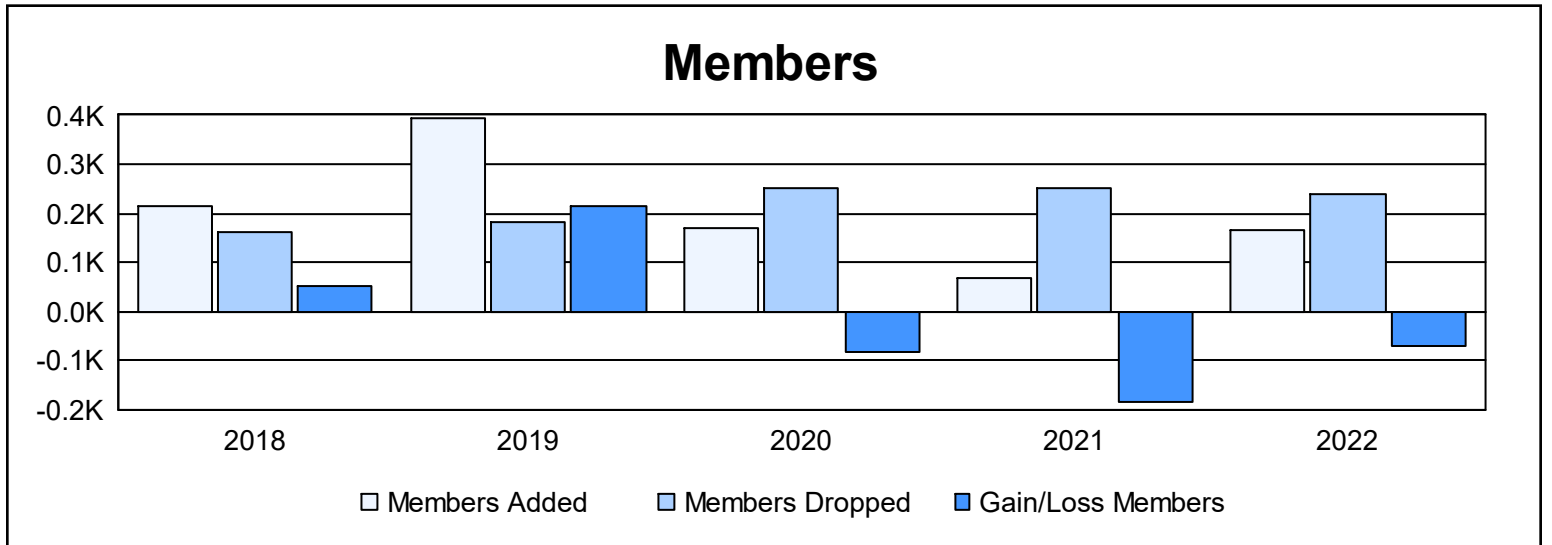
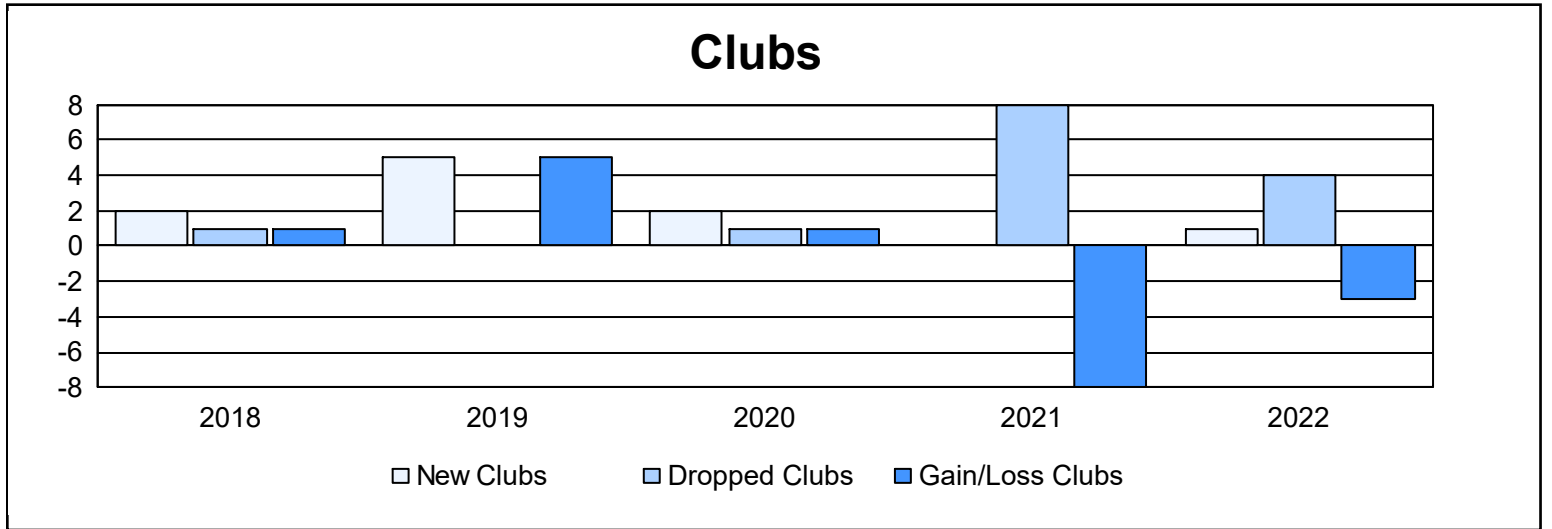
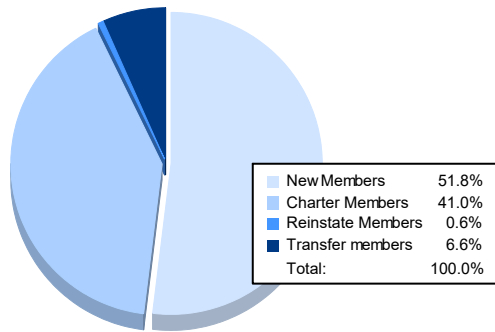


| Year | New Clubs | Dropped Clubs | Gain/ Loss Clubs | New Members | Charter Members | Reinstate Members | Transfer Members | Total Member Added | Total Members Dropped | Gain/ Loss Members |
|----------------|-----------|---------------|------------------|-------------|-----------------|-------------------|------------------|--------------------|-----------------------|--------------------|
| 2017-2018 | 2 | 1 | 1 | 146 | 51 | 6 | 10 | 213 | 163 | 50 |
| 2018-2019 | 5 | 0 | 5 | 266 | 112 | 1 | 15 | 394 | 180 | 214 |
| 2019-2020 | 2 | 1 | 1 | 53 | 85 | 25 | 5 | 168 | 252 | -84 |
| 2020-2021 | 0 | 8 | -8 | 40 | 23 | 2 | 3 | 68 | 252 | -184 |
| 2021-2022 | 1 | 4 | -3 | 86 | 68 | 1 | 11 | 166 | 238 | -72 |
| Average | 2 | 3 | -1 | 118 | 68 | 7 | 9 | 202 | 217 | -15 |



Membership Composition June 2022 Cumulative



Gender Composition June 2022 Cumulative

